

Icon Grabber Crack [Win/Mac]

Download

Icon Grabber Crack + With Serial Key Free Download [Win/Mac] (Updated 2022)

Get an icon or all of them from files, easily and without any hassles. IconGrabber is a easy to use software to extract icons from EXE, PDF, DOCX, ODT, MHT, RTF, TXT, XML, MP3, XLS, ZIP, HTML and many other files. Simply drag and drop the file to the interface, choose the target file format, select the icon to extract and click 'Extract', all done! How it works: It uses the information about the file icon to extract it. When it finds it, it saves it to the specified location. Click 'Extract All' to extract all icons from the specified file. The icons extracted by this tool are saved in C:\Temp. The author: Venkatraman Vadlamani Tray Class for Delphi Tray-Class for Delphi is the only reliable tray application for Delphi. Tray-Class for Delphi is the only reliable tray application for Delphi. It's designed to let you use a Delphi application in the tray, for use as a taskbar icon, desktop icon, etc... Tray Class for Delphi is designed to be plug-and-play compatible with all popular Taskbar and desktop applications. Tray Class for Delphi is easy to use. Just drop a TrayApplication component into your Delphi project. Tray Class for Delphi will automatically create a "Tray Application Designer" form for you. From that form you can add a TrayIcon component, change it's Tray Class and then choose the TrayClass from a list of automatically generated icon styles. It's very easy to create an icon for your Tray Application Designer. You can use any graphics application, create the icon by simply dragging an image into the TrayClass form. You can save the icon to any location and even choose a specific icon size. All Tray Class for Delphi forms are automatically size-constrained to fit the Tray Icon area. The TrayClass form automatically adds itself to the Delphi application's taskbar, so that the tray application appears in a list of existing applications. Tray Class for Delphi is completely free and comes with no strings attached. It's a completely FREE software product with no restrictions, no registration, no annoying ads, no advertising, no hidden costs, no upgrades. Just tray and taskbar integration. Tray Class for Delphi

Icon Grabber Crack+ Free Download

With KeyMACRO you can create macros, register your own Shortcuts, set Hotkeys and edit Auto-Run options. KeyMACRO's powerful features allow users to customize and extend the tool with a wide range of options. KeyMACRO offers an advanced set of options which can be used to make macros work with all programs. Macros can be saved for later use and can be exported to make it easy to use and share. By editing the auto-run options, you can decide what application is started when pressing a key combination. KeyMACRO supports hotkeys for all the popular browsers (IE, Firefox, Chrome), like a favourites for browsers, like a favourites for Web sites, create a favourite shortcuts to quickly open a Web site, programs like text editors, word processors, FTP, etc. Simplicity and power KeyMACRO is a powerful tool with a straightforward and intuitive user interface. In no time you will find yourself using and customizing the tool to your needs. Here you can find the best Drivers, Software and Utilities for your laptop, Notebook and Desktop Computers. After downloading the driver you can update the driver manually. However you can also download drivers automatically with Driver Alert. The development of a dental arch form in children. In this study, the development of the maxillary arch form, including both transverse and vertical dimensions, was examined in 186 children aged 3-10 years in the Department of Orthodontics of the Faculty of Medicine of the University of Barcelona. Maxillary casts were scanned with a 3D scanner (HD-2400, 3dMD, Atlanta, GA, USA). The lateral cephalometric radiographs obtained from the scan were analysed in conventional cephalometric and in three-dimensional (3D) angles by the Dolphin Imaging and Management software (Dolphin Imaging & Management Solutions, Chatsworth, CA, USA). Mean values of the transverse arch dimensions as well as the 3D angles obtained were studied to see if there were any differences according to gender and age. A significant decrease in the arch height of maxillary first molars and incisors and an increase in the intermolar and intercanine arch widths were found as the children aged. The same significant age-related changes were observed in the transverse arch dimensions; however, these changes occurred at a later age. Gender differences were found for all dimensions. Conclusions that can be drawn from these findings are that the transverse dimensions of the maxillary

Icon Grabber Crack + Download

Copy4Word is an impressive and very easy-to-handle piece of software that was developed to help you achieve three main goals: Save your time, maintain your privacy and protect your sensitive files. Its main window simply allows you to define the source directory for the targeted files, the selected extension and a hotkey for launching Copy4Word. Drag and drop actions are supported, however, in order to run the chosen program, you have to specify the corresponding path manually. The generated icons are automatically exported to a default location, C:Temp, where you can retrieve them. A unique 3-in-1 program Copy4Word features three modes of operation: as an offline editor, a search engine and a batch editor. Furthermore, the application can create 7 different versions of each extracted icon by changing their transparency level, changing their look, size and color. The tool also allows you to perform a selective cleaning of the targeted files, including the conversion of archives, conversion of files and the removal of unnecessary extensions. The tool also supports numerous options for protecting and concealing the extracted icons, such as masking, compression and encryption. Edit, search and batch operations are all user-friendly, thus making it easy for anyone to master the application. The only downside of the tool is that it is not equipped with any file shredding feature, so all your files are visible. A highly efficient encryption solution The application allows you to implement encryption techniques for every selected file, a process that entails the entry of an appropriate password. Copy4Word then encrypts the selected files and allows you to save the generated files on a removable drive. Furthermore, the tool features a password-generation and a blank-sheet-of-paper-inscription feature, a very useful feature in the event that you wish to cover the history of your computer files. Additionally, you can use a combination of these tools for adding a password protection to your extracted icons. A free and relatively simple tool Copy4Word is a powerful piece of software that is rather simple and easy to handle. Its main window simply allows you to define the source directory for the targeted files, the selected extension and a hotkey for launching Copy4Word. There is also no possibility of carrying out a batch operation, as the tool can only save one file at a time. Furthermore, the only way of defining the source directory for the files whose icons you wish to extract is by either manually inputting the corresponding path or

<https://joy.me/eruroguishi>

<https://techplanet.today/post/mirrorop-sender-pc-crack-game-exclusive>

<https://jemi.so/wondershare-drfone-9910-crack-better-keygen>

<https://techplanet.today/post/adobe-cs6-master-collection-aio-patcher-v12-111-work>

<https://techplanet.today/post/descarga-gratis-el-rational-rose-portable-para-windows-7-32-bits>

<https://tealfeed.com/amd-radeon-hd-6740m-driver-os0ve>

<https://techplanet.today/post/dragon-ball-z-little-fighter-v25-download-top>

<https://reallygoodemails.com/delavagnu>

<https://joy.me/castcentaji>

<https://techplanet.today/post/herr-der-ringe-schlacht-um-mittelerde-2-gratis-download-top>

<https://techplanet.today/post/boeing-777-x-plane-download-top>

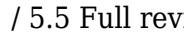


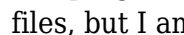
<https://reallygoodemails.com/pozagratna>

<https://joy.me/sanccicako>

<https://techplanet.today/post/starstikes-pro-2-activation-key-zip-1>

<https://reallygoodemails.com/fautorperyu>

What's New in the?

- Extract icons in bulk or individually from your files - Extensive tool with no customization options - Generate icons in EXE or ANI format - Supports icons for 32 and 64-bit Windows - The price tag - 5.5 / 5.5 Full review on www.software.pl Images:  07/23/2009 0 Pixicarus The 1st of the 'nicer' tools. It works by using information stored in the Registry. If you have run your program to the point where it has no more files to find (usually after extracting all the icons) and you try to save, it will probably give you an error. The way to solve this is to go to the Registry and find the file that says: "*Appimage.cab" - this is the file that Icon Grabber is looking for. Next, you should delete the Icon file in the Appimage.cab folder. It will then tell you that you cannot extract the icon file from the Appimage.cab folder. Images:  08/02/2010 0 Rita Icon Grabber 9.2.3 0 02/02/2010 0 Rita Easy to use program Images:  08/02/2010 0 Rita Icon Grabber 9.2.3 0 01/27/2010 0 Rita I am not a visual person, so this is what I can tell about the program: This program actually works, it only returns an error message when there are no files to extract (which is a surprise, since it claims to scan the entire computer for those files). It then asks you if you want to change something or not. Of course I say yes, since you can't change the location where it puts the extracted icons. Anyway, I have tried to clean the directory of old icons and icons that I had extracted from the previous version of this program. It really seems to work, because when I start Icon Grabber it starts extracting icons. My problem is that I have downloaded thousands of icons from the Internet and I was never able to extract any of them with the previous version. I can only guess that the problem is that there are still icons in the extracted files. Anyway, this program did it for me. Also, I have managed to extract most of the icons that are in my extracted files, but I am not 100% sure if it did it. So, this program really works. Images:  08/02/2010

System Requirements For Icon Grabber:

Memory: RAM: 2 GB Graphics: GPU: NVIDIA GTX 760 or AMD HD7970 Hard Drive: Windows XP or Vista, 8 GB space, available disk space; CD/DVD drive Sound: Windows XP or Vista, 2 or more audio-output channels, 7.1-channel surround sound Mouse: Windows XP or Vista Keyboard: Connectivity: Internet connection Controls:

Related links:

<https://allsportlms.com/wp-content/uploads/2022/12/uilemig.pdf>

https://qflash.es/wp-content/uploads/2022/12/Full_Screen_Browser.pdf

<https://www.ibjf.at/wp-content/uploads/2022/12/LunaSolCal.pdf>

<https://acsa2009.org/advert/aastocks-0-3-8-8-for-pc-april-2022/>

<https://croatiansincleveland.com/wp-content/uploads/2022/12/Hathi.pdf>

<https://weilerbrand.de/wp-content/uploads/2022/12/CollabShot-Crack-Download-WinMac.pdf>

<https://grandioso.immo/one-touch-shutdown-0-87-crack-free-updated-2022/>

<http://www.ateropedia.org/wp-content/uploads/2022/12/Strm.pdf>

<https://susanpalmerwood.com/softspire-emlx-to-eml-converter-crack-incl-product-key-free-download-for-pc-updated/>

<https://www.simcarabinieri.it/wp-content/uploads/2022/12/Steam-Mover-Crack-Latest.pdf>